

KP6 series

CANbus keypad with 6 customizable keys



DISTINCTIVE FEATURES

CANbus version

Up to 3 dimmable LED indicators per key + backlit legends

1 million cycles

Snap-in mounting

Flush to panel



ENVIRONMENTAL SPECIFICATIONS

- Front panel component sealing : IP65 according to IEC 60529
- Shock resistance : 3 sinusoidal impulse 300 m/s² 18 ms on 3 axis according to IEC 60068-2-27
- Vibrations : 8 h ; 10-350 Hz - power spectral density from 0.005 to 0.002 G²/Hz 10-500 Hz - 5 g according to IEC 60068-2-64 and IEC 60068-2-6
- Acceleration : 20m/s² 10 Hz-2000 Hz according to IEC 60068-2-6
- Salt spray : IEC 68-2-11 test Ka 35 °C (95 °F) 96 h
- Operating temperature : -30 °C to +70 °C (-22 °F to +158 °F)
- Storage temperature : -40 °C to +85 °C (-40 °F to +185 °F)
- UV resistance : 750 h NF-EN-ISO4892-2 method A cycle 1
- **High CAN option** : compliant with vehicle European Standard for electromagnetic compatibility (ESD/EMC/EMI) - E/ECE/324/Add.9/rev.5 - E24 Marking



ELECTRICAL SPECIFICATIONS

- CANbus : J1939
- Nominal supply voltage : 12 V-24 VDC
- Output voltage : 0.5 V - 4.5 V
- Typical current consumption : 10 mA with no LED ON and 200 mA with all LEDs ON
- Outputs : TYCO MQS 6 pin connector (ref. 953363-1)
- **High CAN option** :
Operating supply voltage with voltage regulation : 9 V-36 VDC
Max. overvoltage with voltage regulation : 43 VDC

The company reserves the right to change specifications without notice.



KP6 series

CANbus keypad with 6 customizable keys



MECHANICAL SPECIFICATIONS

- Life : 1 million cycles per key
- Operating force : $7\text{ N} \pm 2\text{ N}$
- Travel : $0.7\text{ mm} \pm 0.2\text{ mm}$ ($.027 \pm .007$)
- Panel thickness : $1.75\text{ mm} \pm 0.25\text{ mm}$ ($.068 \pm .009$)



MATERIALS

- Keypad : silicone
- Case : PA66

APEM products may be recycled at end-of-life for the re-claiming of valuable metal components.

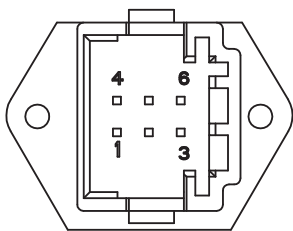


EXTRA FEATURES AVAILABLE ON REQUEST

- CANopen
- Special illumination
- Phantom marking
- Hard caps
- Special key colors
- Extra protective coating
- Full IP65 panel sealing
- Back protection




CONNECTIONS



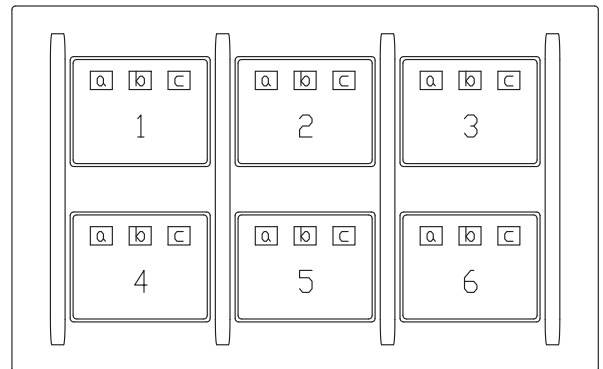
PIN	FUNCTIONS
1	High CAN
2	Low CAN
3	Ground
4	Ignition On / Switching power
5	Constant power / VBAT
6	Not connected



PANEL CUT-OUT



KEY MATRIX



Symbols to be specified by customer.



ECE MARKING



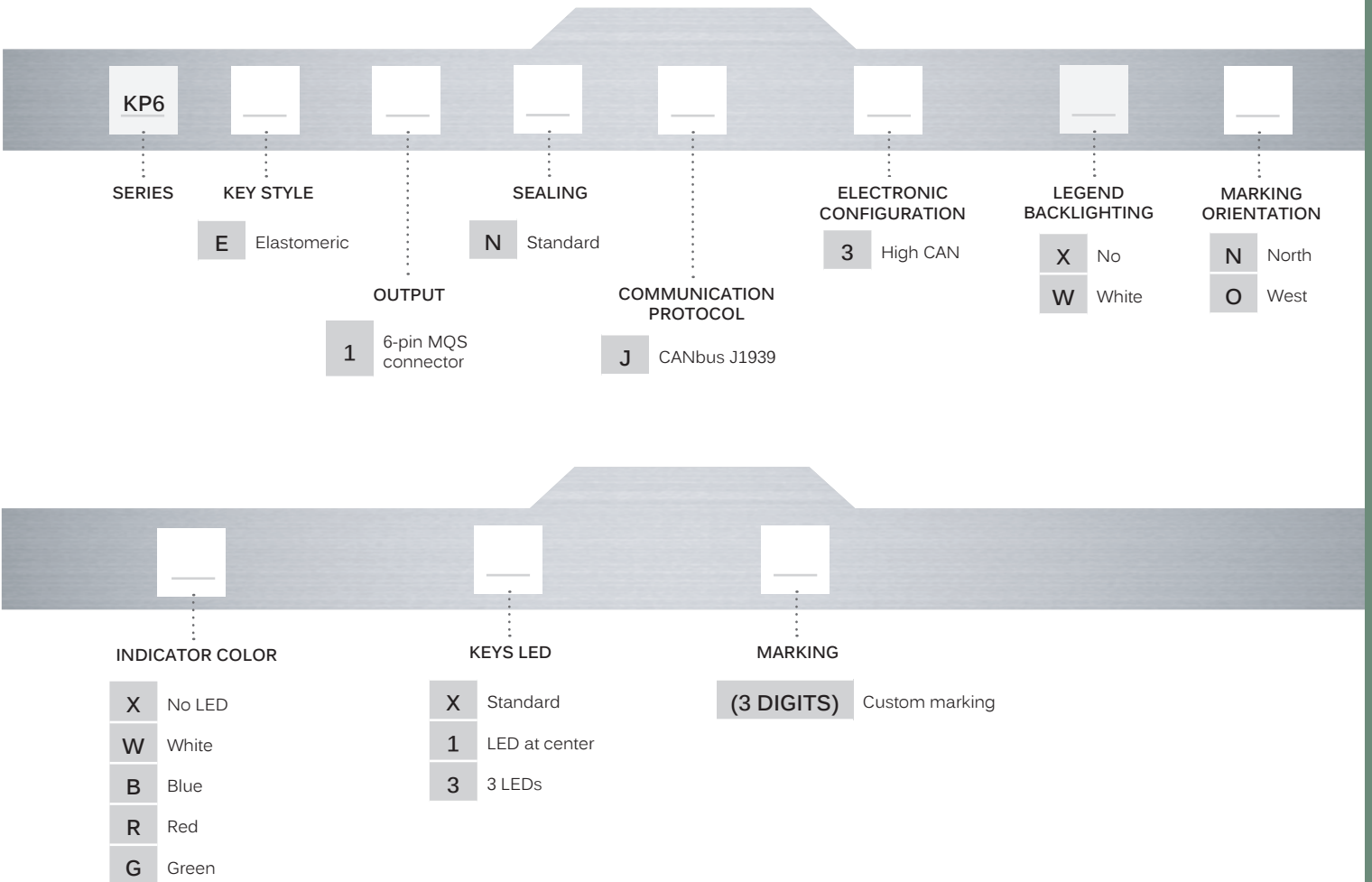
For High CAN option

KP6 series

CANbus keypad with 6 customizable keys



BUILD YOUR PART NUMBER



KP6 series

CANbus keypad with 6 customizable keys

DIMENSIONS

